



Rebalancing with Interactive Brokers

Disclaimer: not a professional (e.g., investor, advisor, accountant). Just amateur tips & tricks.

Iraklis Psaroudakis, 14/05/26, DevStaff.gr talk



About




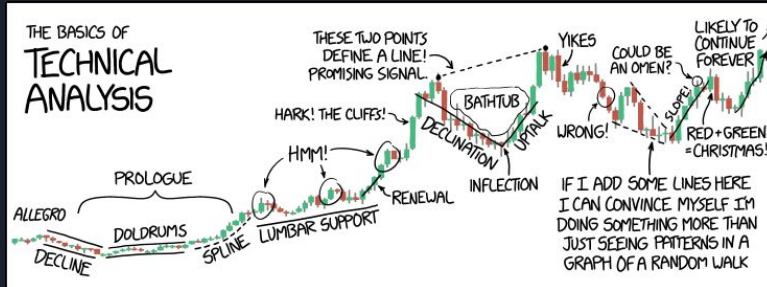

Iraklis Psaroudakis is working remotely from Greece as a Principal Software Engineer at Elastic, focusing on the distributed scalability of Elasticsearch.

Previously, he was a Principal Member of Technical Staff at Oracle Labs in Zürich, Switzerland, concentrating on parallel and distributed programming, and graph-based analytical & machine learning workloads, especially in financial crime & compliance applications.

Prior to Oracle, he completed his Ph.D. at the DIAS lab of EPFL in Lausanne, focusing on scaling up highly concurrent analytical database workloads on multi-socket multi-core servers through (a) sharing data and work across concurrent queries, and (b) adaptive NUMA-aware data placement and task scheduling. During his Ph.D., he cooperated with the SAP HANA database team.

Before his Ph.D., he completed his studies in Electrical & Computer Engineering at NTUA in Athens.

Consistency & patience is key



What is [JustETF.com](https://www.justETF.com) ?

- justETF.com is a leading European online portal designed for do-it-yourself investors to research, compare, and manage ETFs (Exchange Traded Funds) and portfolio strategies.
- Heavily focused on UCIT ETFs tax-free (in EU, both capital gains & dividends)
- Good research and comparison tools
- Build your personal diversified portfolio
 - Bonds
 - Equity
 - Money market
 - Real estate
 - Diversified ideally across currency and world regions

justETF Search Markets Knowledge Comparisons Search for ETFs, ISIN, WKN, investment guides and artic...

ETF overview by categories and topics
List of ETFs

Home > ETF Screener > List of ETFs by category

Thematic list of ETFs

ETFs allow you to invest in a wide variety of asset classes, themes, strategies, sectors, countries and regions. This means you can make your **ETF selection** fully in line with your convictions, preferences and risk tolerance. The following **ETF lists** provide you with quick access to the different categories. Here's how it works: Select the desired category and you will be directed to a list of available ETFs along with the most important key numbers for the ETF analysis.

In addition to the lists below, you can use our **ETF Investment Guides** and our **ETF Screener** to find all available ETFs of a specific category.

Category overview

Asset classes | Popular indices | ETF providers | Socially responsible ETFs | Thematic ETFs | Smart Beta ETFs | Sector ETFs | Region ETFs | Country ETFs | Bond ETFs | Commodity ETFs

How the ETF lists work

In this overview, we have put together the most relevant links for a specific topic. The text link will take you to our investment guides or an ETF list. For some topics, you can also use the **Q** symbol to navigate directly to the filtered ETF list in our **ETF Screener**.

List of ETFs by asset class

Besides equity, there are other asset classes in which you can invest at low cost using ETFs. The different asset classes usually complement each other very well by reacting differently to movements on the financial markets. Therefore, **diversification** across asset classes is the most effective way to spread your risk. Successful **asset allocation** ensures that your portfolio withstands market shocks and achieves the growth you need over time. Our list provides you with quick and easy access to all available ETFs tracking a specific asset class.

Bond ETFs	Multi-Asset ETFs
Commodity ETFs	Precious Metals ETFs
Equity ETFs	Real Estate ETFs
Money Market ETFs	

ETFs on popular indices

We have compiled a list of popular indices for you. Usually, there are many ETFs available on well-known indices and, accordingly, these ETFs come at a very low cost. Find the

Example - Some key information

Search with ISIN. Markets can have different ticker names, fees, volume.

Vanguard S&P 500 UCITS ETF (USD) Distributing

ISIN IE00B3XXRP09 | WKN A1JX53 | Ticker VUSA

vs accumulating (auto re-invest dividends)

0.07% p.a. Distributing Physical EUR 43,517 m 22 May 2012 503

Total Expense Ratio Size color

Overview

Quote **EUR 118.98** +0.61 | +0.52% daily change

0.10% Spread 96.74 119.04 52 weeks low/high

Trade this ETF at your broker

Buy Sell Create savings plan

Description

The Vanguard S&P 500 UCITS ETF (USD) Distributing seeks to track the S&P 500® index. The S&P 500® index tracks the 500 largest US stocks.

The ETF's TER (total expense ratio) amounts to **0.07% p.a.**. The ETF

Documents

Factsheet (EN) KID (DE)

Current dividend yield

Current dividend yield	0.90%
Dividends (last 12 months)	EUR 1.07

Tax-free UCIT dividends can help you rebalance



Countries

United States	94.68%
Ireland	1.43%
Other	3.89%

Sectors

Technology	33.80%
Telecommunication	10.20%
Financials	10.14%
Consumer Discretionary	9.98%
Other	35.88%

Useful info for diversification of your portfolio

Portfolio example for rebalancing

Based on left-side info, put a fixed % goal

Name	Online information														Heuristics for my portfolio aims					Input every quarter for rebalancing							
	TER p.a.	Size (m)	1Y perf	3Y perf	5Y perf	2025 perf	2024 perf	2023 perf	2022 perf	2022 div yield	2023 div yield	2024 div yield	2025 div yield	1Y div yield	Curr div yield	IBRK Tickers	Average perf	Average div yield - TER	Avg perf + div	IBRK aim %	Current market value	Actual percentage	Rebalanc e amount				
Market funds																				0.00%							
Bonds																				10.00%				Then buy/sell			
iShares Core Global Aggregate Bond UCITS ETF USD (Dist)	0.10%	2018	-0.98%	0.20%	-4.47%	-4.40%	4.26%	2.31%	-11.00%	1.37%	2.02%	2.65%	2.98%	3.03%	3.16%	AGGG (USD), EUNU (EUR), SAGG (GBP)	-2.21%	2.44%	0.23%	2.00%	100	1.44%	39				
iShares J.P. Morgan USD Emerging Markets Bond UCITS ETF (Dist)	0.45%	3384	2.87%	19.90%	13.70%	0.41%	12.70%	6.75%	-13.30%	4.64%	5.83%	5.94%	5.78%	5.27%	5.41%	IEMB (more traffic, USD), IUS7 (EUR)	1.64%	5.03%	6.67%	6.00%	100	1.44%	316				
iShares USD Corporate Bond UCITS ETF (Dist)	0.20%	3156	-2.50%	4.58%	3.77%	-4.55%	7.34%	5.43%	-12.70%	3.21%	4.74%	4.96%	4.59%	3.48%	3.70%	LGDE (London, USD), LQDS (GBP)	-1.12%	3.91%	2.79%	2.00%	300	4.33%	-161				
Real estate																				6.00%							
HSBC FTSE EPRA NAREIT Developed UCITS ETF USD	0.24%	1764	6.11%	19.90%	17.50%	-2.91%	7.61%	6.21%	-20.40%	2.79%	3.51%	3.37%	3.12%	3.18%	3.10%	HPRD (USD), HPRO (GBP)	-2.37%	2.94%	0.57%	6.00%	100	1.44%	316				
Commodities																				2.00%							
iShares Diversified Commodity Swap UCITS ETF	0.19%	2084	24.49%	38.19%	91.05%	2.26%	11.80%	-11.49%	22.26%	0.00%	0.00%	0.00%	0.00%	0.00%	0.00%	ICOM (USD) SXRS (EUR) COMM (GBP)	6.21%	-0.19%	6.02%	2.00%	500	7.22%	-361				
World																				31.00%							
HSBC MSCI World UCITS ETF USD	0.15%	12187	11.30%	56.10%	71.80%	7.22%	26.20%	19.80%	-13.00%	1.56%	1.88%	1.72%	1.37%	1.42%	1.29%	WRD (EUR), HMWO (GBP), HMWD (USD)	10.06%	1.39%	11.45%	6.00%	100	1.44%	316				
VanEck Morningstar Developed Markets Dividend Leaders UCITS ETF USA	0.38%	6967	21.10%	77.90%	127.00%	23.80%	16.00%	11.80%	15.80%	5.06%	5.28%	4.64%	4.28%	3.46%	2.96%	TDIV	16.85%	3.90%	20.75%	25.00%	200	2.89%	1533				
Vanguard S&P 500 UCITS ETF (USD) Distributing	0.07%	40169	10.70%	60.10%	84.00%	3.95%	32.60%	21.50%	-13.30%	1.24%	1.51%	1.30%	1.01%	1.09%	1.00%	VUSA	11.19%	1.12%	12.31%	6.00%	50	0.72%	366				
State Street SPDR S&P U.S. Dividend Aristocrats UCITS ETF USD Unhedged (Dist)	0.35%	3081	3.88%	20.20%	43.30%	-4.75%	14.90%	-1.53%	5.14%	2.23%	2.22%	2.21%	2.10%	2.14%	2.11%	SPYD IBIS2 (EUR), UDVD (USD)	3.44%	1.82%	5.26%	15.00%	80	1.15%	960				
Europe																				16.00%							
iShares MSCI Europe Quality Dividend Advanced UCITS ETF EUR (Dist)	0.28%	847	3.98%	37.50%	62.30%	10.70%	11.70%	15.70%	0.06%	4.11%	4.01%	3.36%	3.24%	3.45%	3.44%	QDVX IBIS2 (EUR), EQDS (GBP)	9.54%	3.32%	12.86%	16.00%	100	1.44%	1009				
Emerging markets																				13.00%							
iShares Core MSCI Emerging Markets IMI UCITS ETF	0.18%	1391	22.20%	50.50%	29.00%	16.30%	13.90%	7.87%	-14.90%	2.70%	2.63%	2.46%	2.25%	1.57%	1.57%	EMIG	10.55%	5.23%	15.77%	9.00%	100	1.44%	177				
iShares Dow Jones Asia Pacific Select Dividend 50 UCITS ETF (DE)	0.31%	551	32.00%	59.50%	62.40%	15.90%	12.90%	9.95%	3.44%	6.91%	6.16%	5.70%	5.08%	5.22%	4.15%	EXXW (EUR)	10.55%	5.23%	15.77%	9.00%	200	2.89%	424				
Cash																				1.00%							
Total																				100.00%				5000	72.15%	-4931	
																								100.00%	6930		0.00

Every quarter, input new money and current market values



What is Interactive Brokers?

- IBKR is a top-tier broker tailored for experienced, active, and global investors, setting industry benchmarks for low costs, tight spreads, and high interest on idle cash. Compared to competitors, IBKR offers superior market access but has a steeper learning curve.
- IBKR is generally cheaper than alternatives. Various plans.
 - E.g., IBKR Pro (professional/active traders): two pricing structures — Fixed (per-share or per-order fixed rates) or Tiered (per-share rates that fall with volume plus pass-through exchange/venue fees).
- Alternatives to consider:
 - Revolut
 - Freedom24
 - Degiro
 - Trade Republic
 - Swissquote
- In short for our purpose: **enables you to independently search, buy, hold, and sell ETFs.**



Opening an IBKR account

- A lot of documents to read and agree, explaining also risks
- All kinds of personal and professions details:
 - Name, address, ID
 - Tax residence confirmation and TIN (tax number in Greece)
 - Employment status and employer details
 - Confirm it's your money and where it comes from (sources, e.g., employment, etc.)
 - Knowledge questions to ensure you're aware of trading certain securities (e.g., stocks, etc.)
 - W-8BEN form for US stocks / ETFs optional, it's part of the USA double tax treaty
- Takes a few days
- After opening:
 - You may want to send them a tax residence certification to optimize interest taxes withheld
 - Desktop and mobile app
 - Wire some money to it (using IBAN transfer)
 - You can exchange currencies
 - 1 free outgoing wire / month

Portfolio screen & a single ETF screen

Portfolio

Unrealized P&L
Realized P&L

Positions Balances Orders Impact Lens

INSTRUMENT	CHG %	MKT VAL	DIVYLD%	UNRLZD P&L %	UN
AGGG LSEETF	0.08%		3.1%		
EXXW IBIS	-1.04%				
HPRD LSEETF	-0.04%				
IBC3 IBIS2	0.89%		1.3%		
ICOM LSEETF	1.24%				
IEMB LSEETF	0.00%		5.8%		
LQDE LSEETF	0.31%		4.9%		
QDVX IBIS2	-0.35%		3.2%		
SPYD IBIS2	-0.60%		2.4%		
TDIV AEB	-0.84%		3.4%		
VUSA AEB	0.36%		1.0%		
WRD GBF	-0.14%		1.4%		

Cash Balances

- CHF Cash (Market Value)
- EUR Cash (Market Value)
- GBP Cash (Market Value)
- USD Cash (Market Value)
- TOTAL Cash (Market Value)

Home Portfolio Trade Watchlists Markets

Total value & day change

Customizable columns

Cash (auto-exchanged on buys/sells)

Market

SPYD IBIS2
SS SP US DVD ARS UCT ETF-JUD

Current price
69.52 EUR

Ask 432 x 69.82
Bid 433 x 69.46
0.36 (0.516%)

Market Closed
18h 37m till open

Today's Range
69.46 70.00

Quote Book Connections Fund Profile

73.0000
72.0000
71.0000
70.0000
69.0000
68.0000
67.0000
66.0000
65.0000

100K
50K

'25-7 8/14 '25-10 '26-1 2/18 '26-4

1d 2d 1w 1m 3m 6m 1y 2y 5y

BUY SELL

Buy/sell when market open

Share price & volume

Buy (or sell)

Buy Order

SPYD IBIS2

High 70.00
Low 69.46

69.52 -0.42 -0.60%

BID 433 x 69.46 69.82 x 432 ASK

Quantity 5 ~349.1 EUR

Order type Limit Order Market Order

Limit price

Slide to Submit Buy

How many & estimated total price

Buy Order

SPYD IBIS2

69.5200
69.5100
69.5000
69.4900
69.4800
69.4700
69.4600 BID
69.4500
69.4400
69.4300
69.4200
69.4100
69.4000
69.3900
69.3800
69.8200 ASK
69.6400 MID
69.4600 BID
Market

Quantity 5 ~349.1 EUR

Order type Limit Order

Limit price

Slide to Submit Buy

Mid may be a good heuristic

Portfolio

Unrealized P&L
Realized P&L

Positions Balances Orders Impact Lens


No orders to show

All Orders & Trades

Home Portfolio Trade Watchlists Markets

While not filled, order shows here, and you can keep adjusting limit or cancel

Annual statement for tax accountant



Activity Statement

January 1, 2025 - December 31, 2025

[Help](#)

Interactive Brokers Ireland Limited, North Dock One, 91/92 North Wall Quay, Dublin 1

Account Information

Name	
Account	
Account Type	Individual
Customer Type	Individual
Account Capabilities	Cash
Base Currency	EUR

Net Asset Value

	December 31, 2024	December 31, 2025			Change	Change in NAV	Total
	Total	Long	Short	Total			
Cash							
Stock							
Interest Accruals							
Dividend Accruals							
Total							
Time Weighted Rate of Return							

Starting Value		
Mark-to-Market		
Deposits & Withdrawals		
Dividends		
Withholding Tax		
Change in Dividend Accruals		
Interest		
Change in Interest Accruals		
Commissions		
Other FX Translations		
Ending Value		

Mark-to-Market Performance Summary

Symbol	Quantity		Price		Position	Transaction	Mark-to-Market P/L			Total	Code
	Prior	Current	Prior	Current			Commissions	Other			
Stocks											
AGGG											
EXXW											
HPRD											
IBC3											
ICOM											
IEMB											

Give every year to your tax consultant to fill your tax declaration. Things can change every year tax-wise.



Conclusion

- Build your portfolio, out of UCIT ETFs ideally for European-based people, based on your risk appetite, age, and diversification preferences.
- Find your % aim for each ETF – should be fixed ideally long-term!
- Every quarter, put any cash in, and rebalance by buying/selling to reach % aims again
- Every year, fill your tax declaration
- Don't be afraid:
 - Start with a small amount and give it a year
 - Market is going to be down but ultimately up
 - Open your individual broker account

Thank you!

Questions? www.kingherc.com